

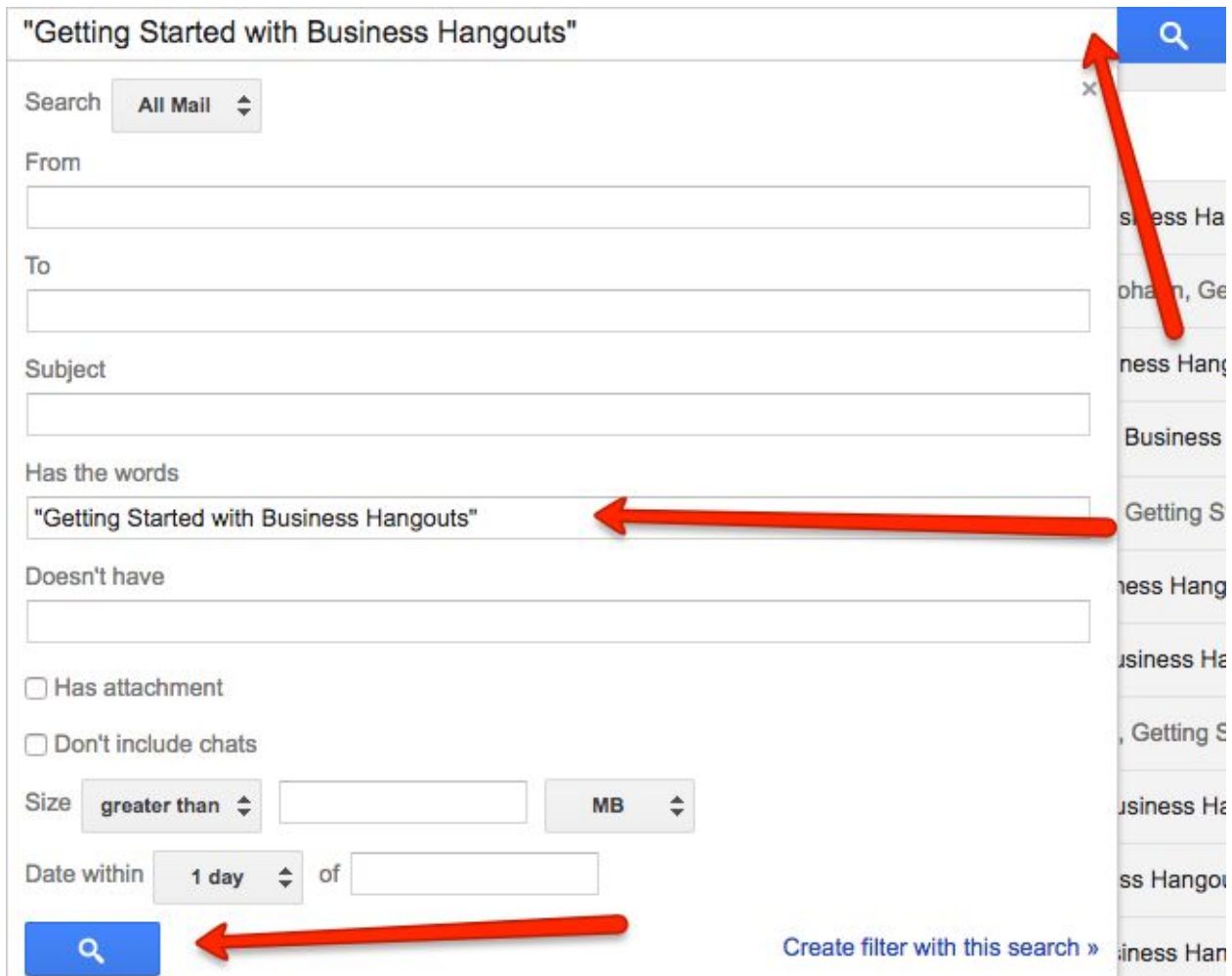
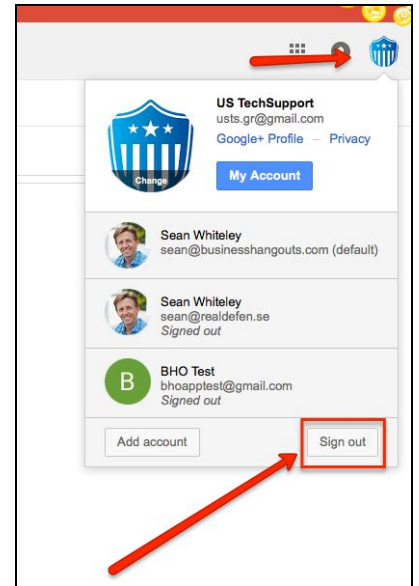
How to Setup Business Hangouts

Step 1 - Logout of All Google Accounts

Google Authentication is tricky. Google has its own algorithm for deciding what account you are logged into at what time. Because of this, if you are logged into multiple accounts, you can accidentally be in the wrong gmail account even you intended to be in the right one. The only way to resolve this, logout of all your accounts and login to the gmail that is associated with the Business Hangouts Account.

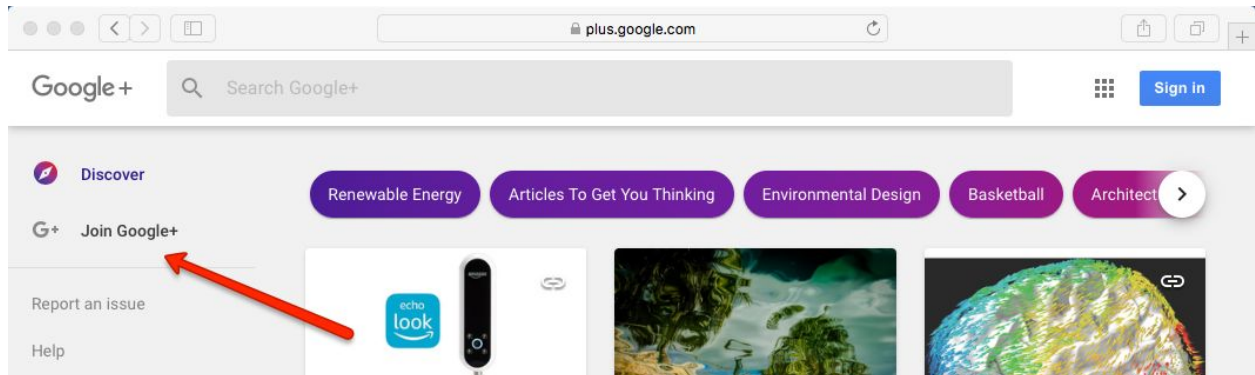
Step 2 - Login with Subscriber Account

Not sure what email you signed up with? Search your email for Subject Line "Getting Started with Business Hangouts"



Step 3 - Create Google Plus Account

Once logged into the proper account, go to <http://plus.google.com> and follow the steps after “Join Google+”



Step 4 - Setup YouTube for Recording

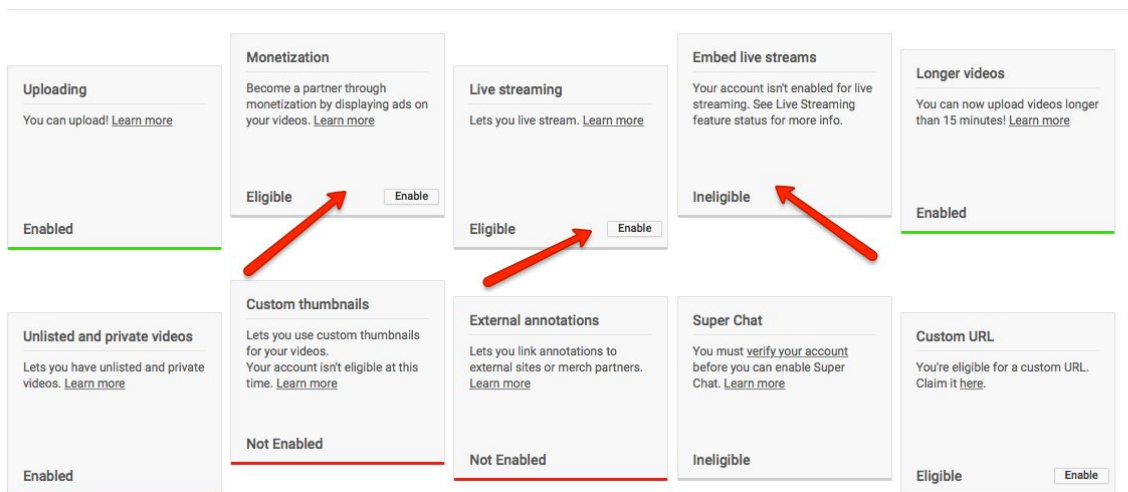
Go to <http://youtube.com/features>

You are going to Sign Up for 3 Things. This doesn't mean you will be approved, you are just required to sign up.

- Anyone can stream on YouTube, but only people with a lot of views can make money on streams.
- You are going to sign up for streaming and monetization...but you are likely not going to make money from the streaming, this is ok unless you want to be a YouTube Star :)

If you get stopped at any step, that is OK! Just go as far as you can. YouTube wants you to stream. Follow the Steps for the following as far as you can:

1. Monetization
2. Live Streaming
3. Embed Live Streams



Monetization

Monetization



Account status: Monetization not enabled

You can apply for monetization at any time. To be reviewed, all channels need at least 4,000 watch hours in the previous 12 months and 1,000 subscribers. This requirement allows us to properly evaluate new channels and helps protect the creator community. [Learn more](#)

Apply for monetization

1

Read and agree to the YouTube Partner Program terms

This is the agreement that makes it possible for you to earn money from ads.

START

2

Sign up for AdSense

Create a new AdSense account or connect an existing one to your channel. You need an AdSense account to get paid.

3

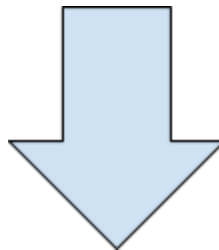
Set monetization preferences

By telling us what types of ads to run, you could start earning money as soon as your channel is approved.

4

Get reviewed after reaching 4,000 watch hours in the previous 12 months and 1,000 subscribers

Upon reaching this threshold, your channel is automatically reviewed to make sure it complies with the [YouTube Partner Program terms](#) and our [Community Guidelines](#). We'll email you a decision, usually within a week.



Apply for monetization

Step 1: Join the YouTube Partner Program

YouTube Partner Program Terms

Together with the [YouTube Terms of Service](#) and the [YouTube Partner Program Policies](#) (each of which may be updated from time to time and are incorporated herein by reference), the following YouTube Partner Program Terms apply to your participation in the YouTube Partner Program (the "Terms"). Please read the Terms carefully. If you do not understand or accept any part of these Terms, you should not upload Content for monetization on YouTube.

1. **Monetization Revenues.** YouTube will pay you as follows:

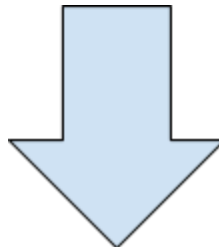
1.1. Advertising Revenues. YouTube will pay you 55% of net revenues recognized by YouTube from ads displayed or streamed by YouTube or an authorized

I have read and agree to the terms above.

I agree that I will not click on the Google ads that I'm serving through Google's products and services in order to increase my income.

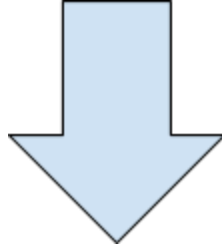
I will not opt-in any content for monetization for which I do not possess sufficient rights.

Email me with updates, announcements, and personalized tips to help grow my channel.



Apply for monetization

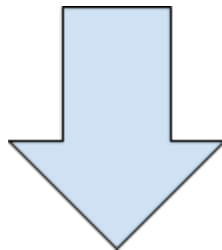
- ✓ YouTube Partner Program terms accepted
- 2 **Sign up for AdSense**
Create a new AdSense account or connect an existing one to your channel. You need an AdSense account to get paid. START
- 3 **Set monetization preferences**
By telling us what types of ads to run, you could start earning money as soon as your channel is approved.
- 4 **Get reviewed after reaching 4,000 watch hours in the previous 12 months and 1,000 subscribers**
Upon reaching this threshold, your channel is automatically reviewed to make sure it complies with the [YouTube Partner Program terms](#) and our [Community Guidelines](#). We'll email you a decision, usually within a week.




Monetization

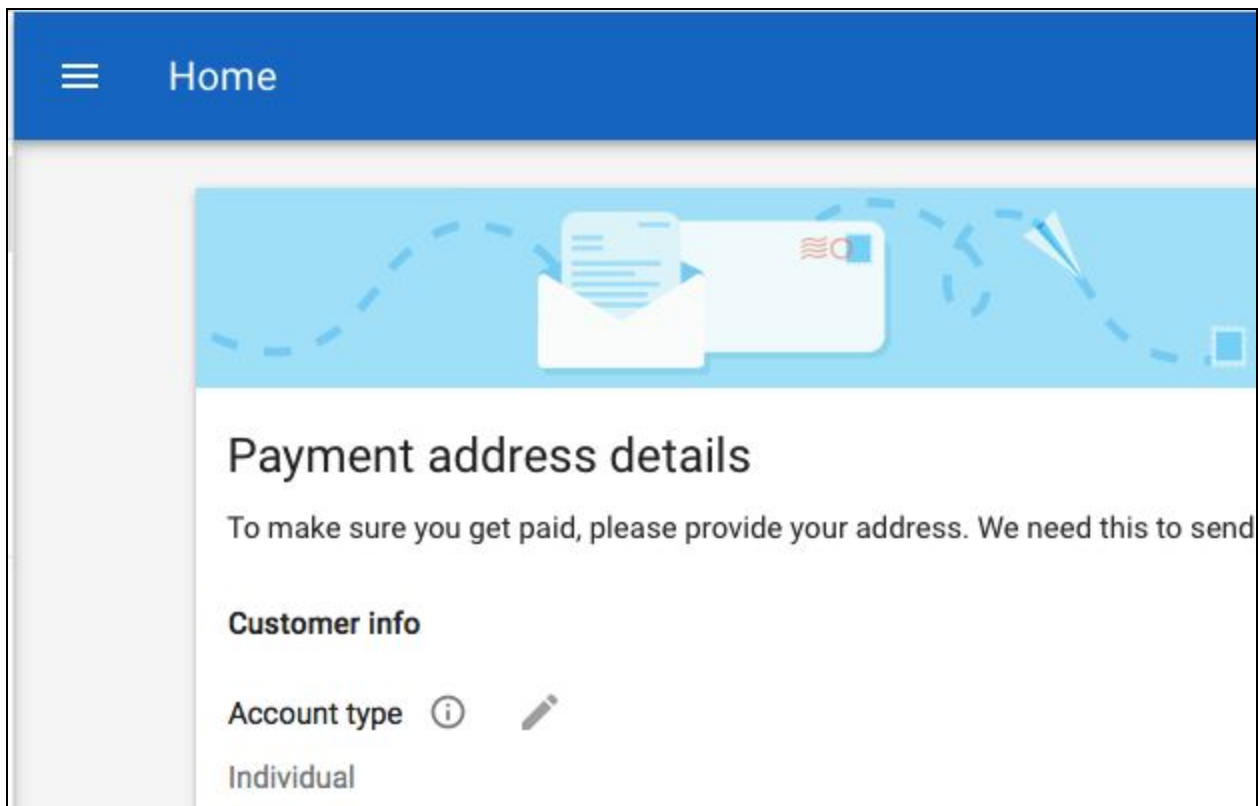
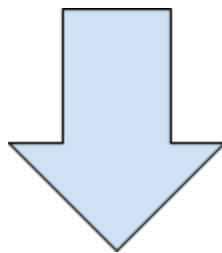
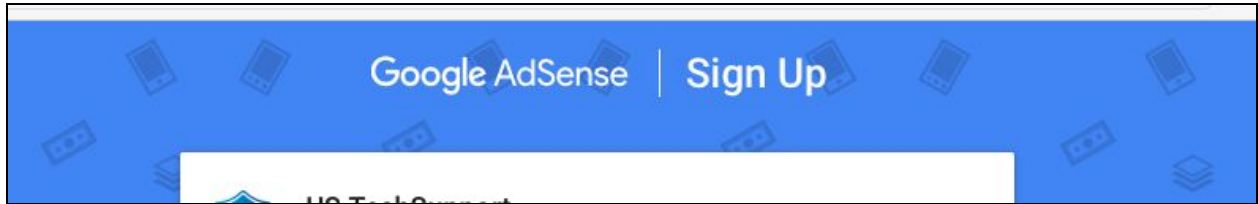
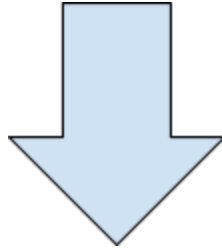
You will be redirected to AdSense to link your existing AdSense account or create a new one if you do not have one yet. Once you have completed this process, you will be redirected back to YouTube.

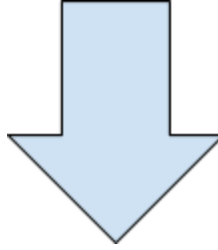
[Next »](#)





Choose an account

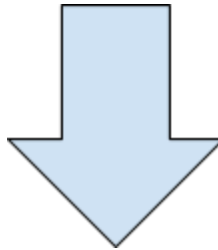




Redirecting you to your host...

We're redirecting you to your host where you can continue the set up and you can start using AdSense. If you're not redirected within a few seconds, click "Redirect".


[REDIRECT](#) [CANCEL](#)




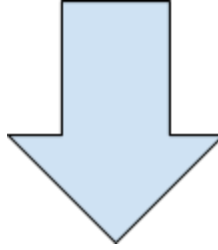
Monetization

\$ Account status: Monetization not enabled
You can apply for monetization at any time. To be reviewed, all channels need at least 4,000 watch hours in the previous 12 months and 1,000 subscribers. This requirement allows us to properly evaluate new channels and helps protect the creator community. [Learn more](#)

Apply for monetization

- YouTube Partner Program terms accepted
- AdSense requested
[Associated AdSense account](#)
[AdSense settings](#) 
- 3 Set monetization preferences**
By telling us what types of ads to run, you could start earning money as soon as your channel is approved. [START](#)
- 4 Get reviewed after reaching 4,000 watch hours in the previous 12 months and 1,000 subscribers**
Upon reaching this threshold, your channel is automatically reviewed to make sure it complies with the [YouTube Partner Program terms](#) and our [Community Guidelines](#). We'll email you a decision, usually within a week.









Set monetization preferences

You could start earning money automatically as soon as your channel is approved. By clicking Save, you confirm that monetization of your videos is subject to YouTube's [monetization policies](#).

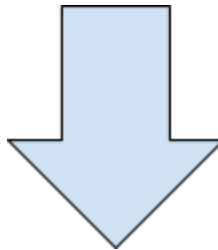
Monetize all existing and future videos

Ad formats

Choose the types of ads you want to show. Skippable video ads have the most potential to increase your earnings. [Learn more](#)

| | | | |
|---|---|---|---|
|  |  |  |  |
| <input type="checkbox"/> Display ads Desktop only (required) | <input checked="" type="checkbox"/> Overlay ads Desktop only | <input checked="" type="checkbox"/> Sponsored cards All devices | <input checked="" type="checkbox"/> Skippable video ads All devices |

You can change these settings at any time.



YOUTUBE STUDIO BETA

- DASHBOARD
- VIDEO MANAGER
- LIVE STREAMING
- COMMUNITY
- CHANNEL
 - Status and features
 - Monetization**
 - Upload defaults
 - Branding
 - Advanced
- ANALYTICS
- TRANSLATIONS & TRANSCRIPTIONS
- CREATE
- YOUR CONTRIBUTIONS

Monetization

\$ Account status: Monetization not enabled
You can apply for monetization at any time. To be reviewed, all channels need at least 4,000 watch hours in the previous 12 months and 1,000 subscribers. This requirement allows us to properly evaluate new channels and helps protect the creator community. [Learn more](#)

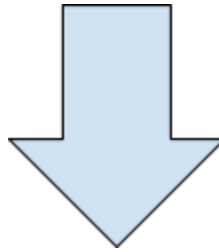
Apply for monetization

- YouTube Partner Program terms accepted
- AdSense requested
[Associated AdSense account](#)
[AdSense settings](#)
- Monetization preferences set
No videos have been selected for monetization.
[Update preferences](#)
- 4 Get reviewed after reaching 4,000 watch hours in the previous 12 months and 1,000 subscribers**
Upon reaching this threshold, your channel is automatically reviewed to make sure it complies with the [YouTube Partner Program terms](#) and our [Community Guidelines](#). We'll email you a decision, usually within a week.

| | |
|--|-------------------------|
| Watch hours in the previous 12 months | Subscribers |
| 52 | 120 |
| 4,000 needed for review | 1,000 needed for review |

Live Streaming & Embed

This screenshot shows five settings cards: 'Uploading' (Enabled), 'Monetization' (Not Enabled), 'Live streaming' (Eligible), 'Embed live streams' (Ineligible), and 'Longer videos' (Enabled). A red arrow points to the 'Enable' button in the 'Live streaming' card.



The screenshot shows the YouTube Creator Studio interface. On the left is a navigation menu with 'LIVE STREAMING' selected. The main area shows a live stream titled 'US TechSupport | Live Stream' which is currently 'OFFLINE'. A red arrow points to the 'CHANNEL' menu item. On the right, a 'LIVE STREAMING CHECKLIST' is visible with items like 'Set up encoding software', 'Add stream info', and 'Go live'. A notification at the top says 'Viewcount reporting metrics may be incorrect for June 4 and 5. We're working to resolve it.'

This screenshot shows the same five settings cards as above, but now 'Live streaming' is 'Enabled'. A red box with the text 'All Done!' is overlaid on the bottom right of the settings area.